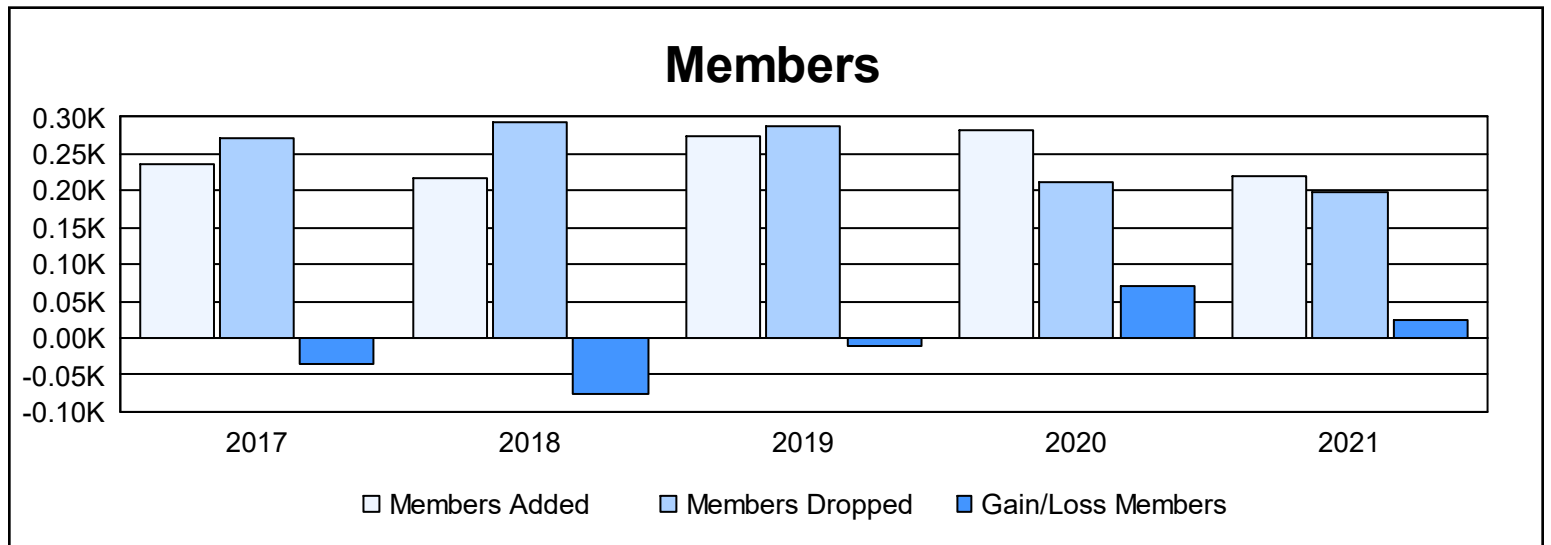
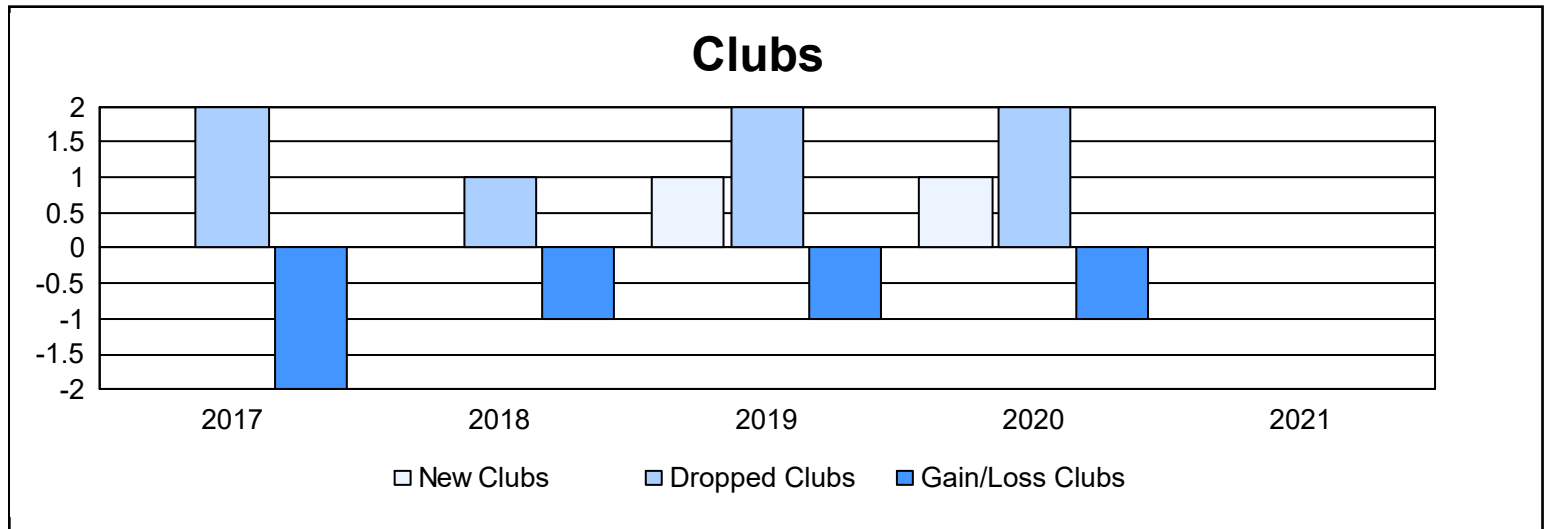
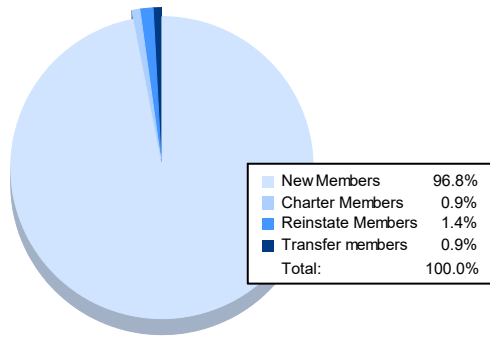


| Year | New Clubs | Dropped Clubs | Gain/ Loss Clubs | New Members | Charter Members | Reinstate Members | Transfer Members | Total Member Added | Total Members Dropped | Gain/ Loss Members |
|----------------|-----------|---------------|------------------|-------------|-----------------|-------------------|------------------|--------------------|-----------------------|--------------------|
| 2016-2017 | 0 | 2 | -2 | 221 | 6 | 10 | 0 | 237 | 271 | -34 |
| 2017-2018 | 0 | 1 | -1 | 184 | 0 | 33 | 0 | 217 | 293 | -76 |
| 2018-2019 | 1 | 2 | -1 | 222 | 39 | 14 | 0 | 275 | 287 | -12 |
| 2019-2020 | 1 | 2 | -1 | 248 | 31 | 3 | 0 | 282 | 212 | 70 |
| 2020-2021 | 0 | 0 | 0 | 214 | 2 | 3 | 2 | 221 | 197 | 24 |
| Average | 0 | 1 | -1 | 218 | 16 | 13 | 0 | 246 | 252 | -6 |



Membership Composition June 2021 Cumulative



Gender Composition June 2021 Cumulative

